

## FTP Support in Browsers Being Dropped

Modern Chrome, Microsoft Edge and Firefox browsers are dropping support for the ftp protocol in the browser due to its security vulnerabilities. This means you will no longer be able to go to <ftp://ftp.dot.state.oh.us> in a browser and see a webpage like below that you can navigate.

### FTP root at [ftp.dot.state.oh.us](ftp://ftp.dot.state.oh.us)

To view this FTP site in File Explorer: press Alt, click **View**, and then click **Open FTP Site in File Explorer**.

---

This system is restricted solely to ODOT authorized personnel for legitimate business purposes only. The use of this system is monitored and recorded for administrative and security reasons.

**REFERENCES:**

US Code - Title 17

DAS Directive 01-25, Policies ITP A.5, ITP A.26, ITP E.8, ITP B.1--B.6

ODOT Distribution D May 31,2000

Policies 28-002, 28-004, 28-005, 28-007

---

07/16/2015 02:40PM	Directory <a href="#">App Data</a>
07/27/2017 07:28PM	Directory <a href="#">aspnet_client</a>
08/16/2017 07:35AM	Directory <a href="#">priv</a>
03/03/2020 07:03AM	Directory <a href="#">pub</a>
09/14/2009 01:18PM	Directory <a href="#">usr</a>

## Download and Install an FTP Client

In order to continue accessing ODOT's FTP site, you will need to download and install an FTP client. There are numerous free FTP clients available for download. Two popular ones are WinSCP and Filezilla. Download links below:

<https://winscp.net/eng/download.php>

<https://filezilla-project.org/>

## Using an FTP Client

The examples given below are using the WinSCP client. The procedure will be similar for other FTP clients.

After you have installed an FTP client, you can open Chrome, Microsoft Edge or Firefox and enter <ftp://ftp.dot.state.oh.us> or the full path for what you want to access. For example, <ftp://ftp.dot.state.oh.us/Pub/contracts/Consult>.

When you go through the browser this way, it will prompt you to open an FTP client.

Here's the prompt Chrome will give you:

Open WinSCP: SFTP, F...and SCP client?

A website wants to open this application.



This is the prompt Microsoft Edge will give you:

**This site is trying to open WinSCP: SFTP, F...and SCP client.**

A website wants to open this application.



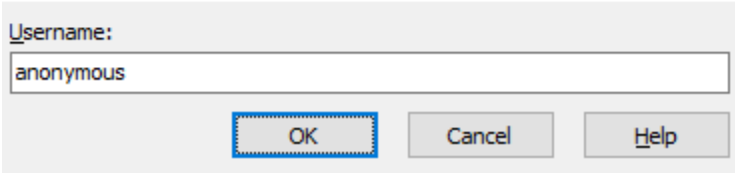
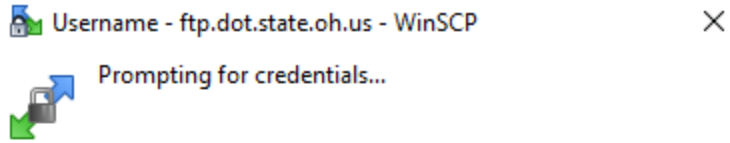
Or, it may ask you to select an application from a list. In which case, you want to select the FTP client you installed.

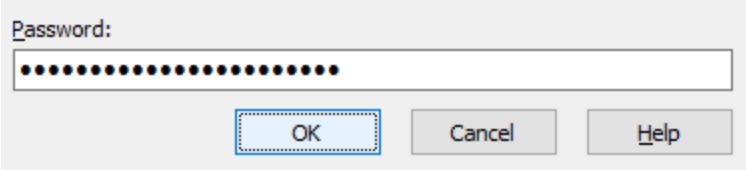
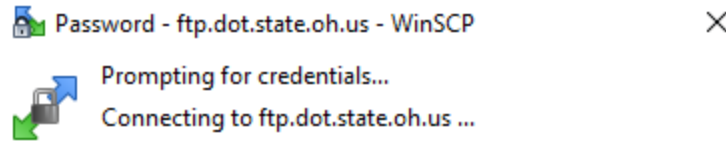
**Note:** with an FTP client installed, you don't have to go through a browser as above. Instead, you can simply launch the client and point it to <ftp://ftp.dot.state.oh.us>. Either way, all roads lead to the same place – you are launching an FTP client.

When the FTP Client comes up, enter username and password like this:

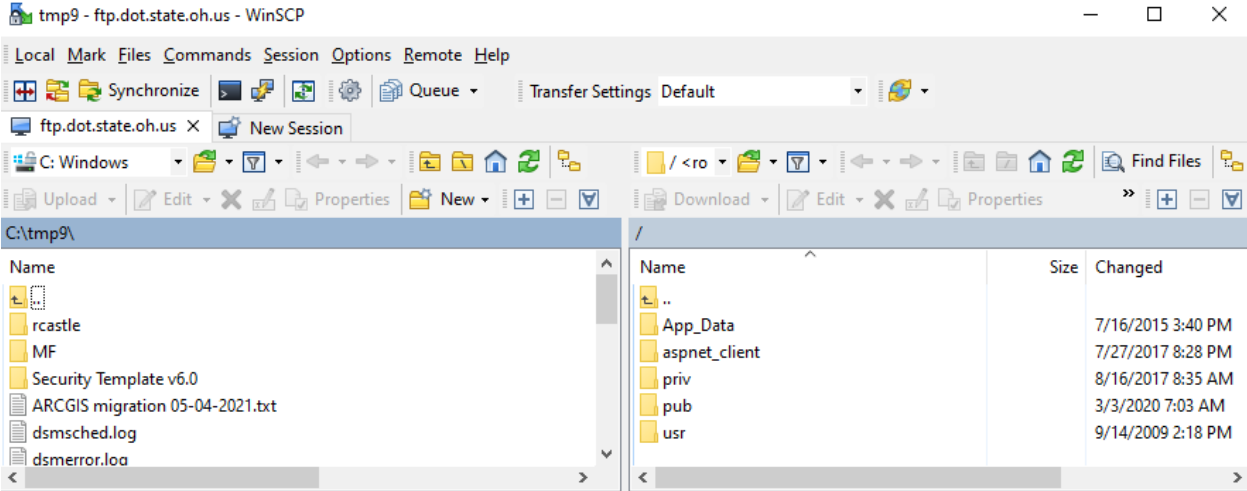
**User name:** anonymous

**Password:** Your email address





You can now use the FTP client to transfer files by dragging files from one pane to the other. In WinSCP the left pane is your PC and the right pane is the ODOT FTP server. The pub folder is where all the shared files are located.



Utilize the Help in the FTP client to better understand how to use it.

You can create and save a session for [ftp.dot.state.oh.us](ftp://ftp.dot.state.oh.us) with the username and password so that you can open it immediately without being asked to enter credentials.