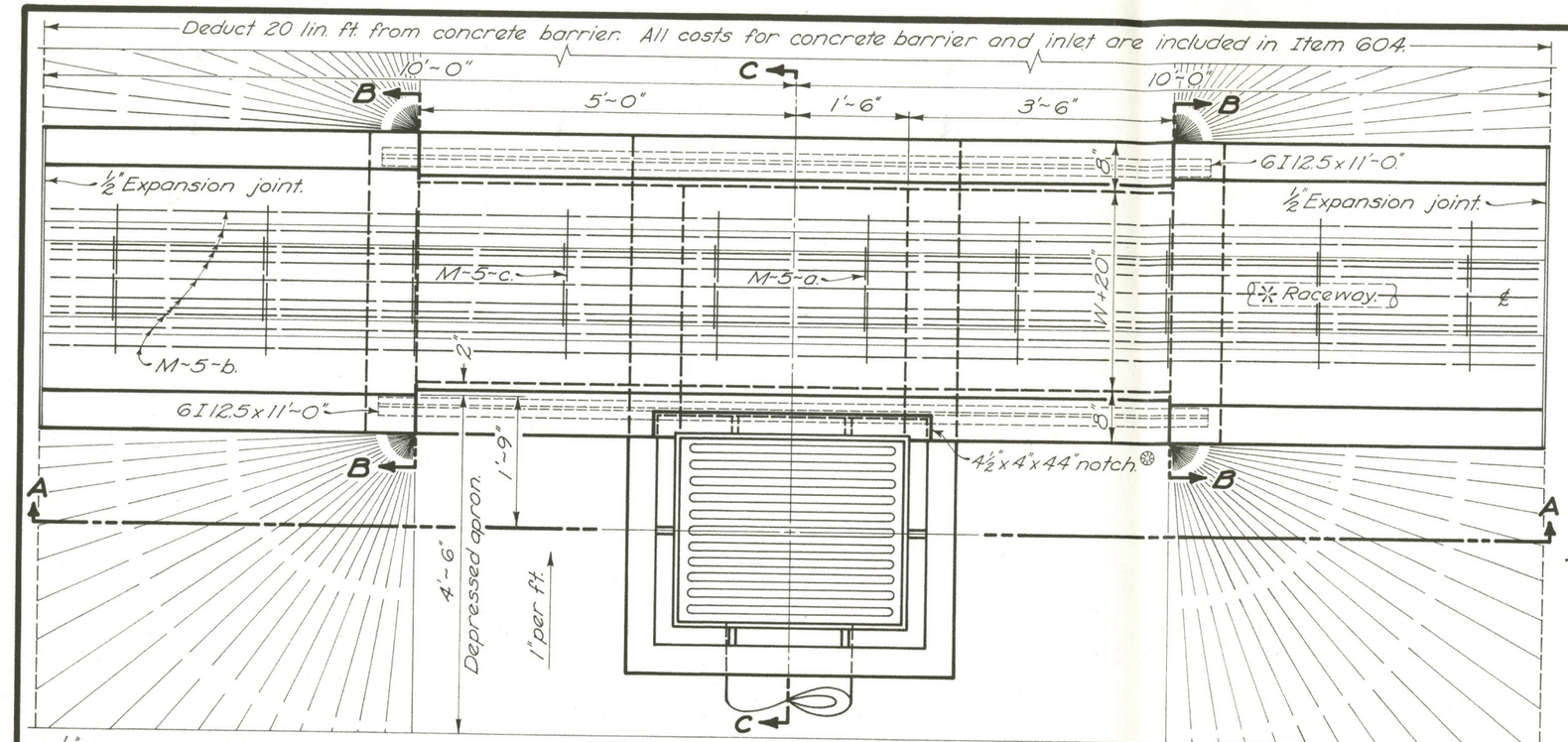

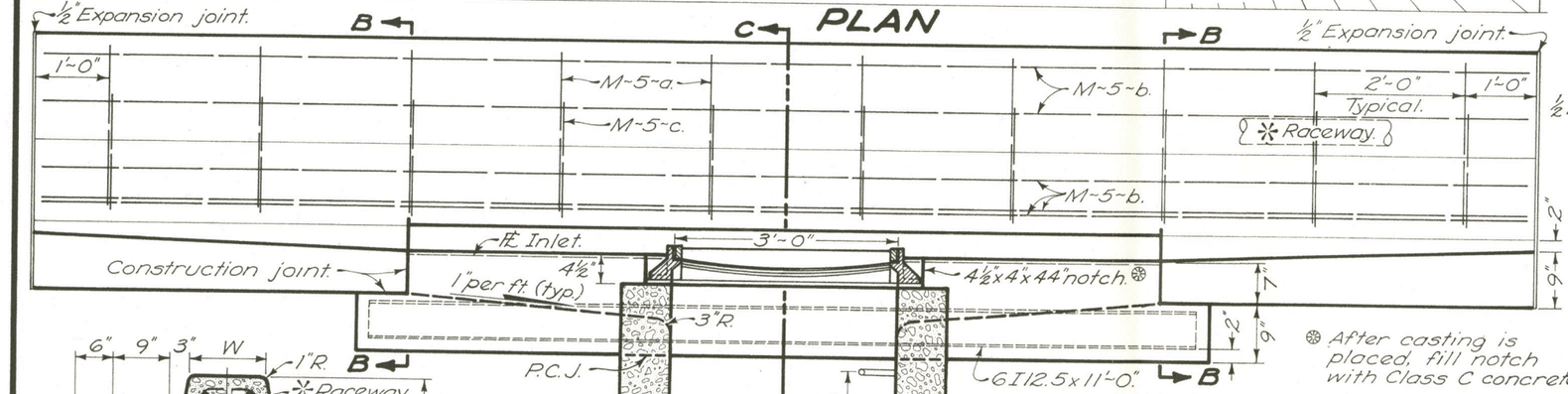

SECTION B-B

ELEVATION A-A

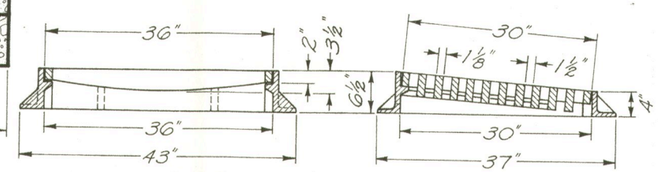

CASTING DETAILS

NOTES

WALLS: The sections between the base and the upper permissible construction joint may be built of brick, concrete block, or cast-in-place concrete, 8" nominal thickness, for depths of 12' or less.

The unit above the upper permissible construction joint may be precast or cast-in-place.

Concrete for precast or cast-in-place construction shall meet the requirements of 511 Class C.

If a skewed pipe protrudes more than 2" inside a wall, the pipe shall be trimmed flush and finished to produce a neat appearance.

STEPS shall be in accordance with Standard Drawing MH-1. Minimum weight of frame and cover shall be 540 pounds.

GRATE LOCATION: In superelevated curves or at other locations where there is unequal discharge from the directional roadways, the inlet grating shall be located in the roadway which discharges the major flow.

INLETS OVER 12 FEET IN DEPTH shall be built of Class C concrete reinforced by placing ½" bars 12" center-to-center both vertically and horizontally with a 2" clearance from inside face of the wall.

✻ 4" Lighting raceway, styrene or fiber electrical duct if required elsewhere by the plans.

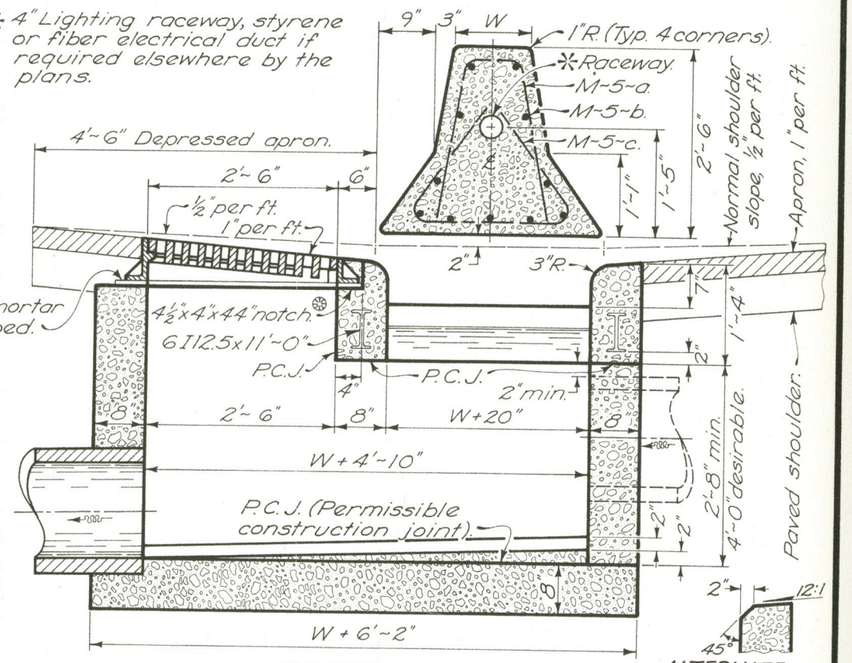

SECTION C-C

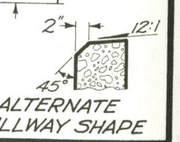

ALTERNATE SPILLWAY SHAPE

✻ After casting is placed, fill notch with Class C concrete.

STEEL LIST

INLET No.	W	M-5-a		M-5-b		M-5-c		6 I 12.5	
		No.	Lin. Ft.	No.	Lin. Ft.	No.	Lin. Ft.	No.	Lin. Ft.
I-3A	6"	10	4'-6"	11	19'-8"	10	4'-10"	2	11'-0"
I-3B	12"	10	5'-0"	11	19'-8"	10	5'-4"	2	11'-0"

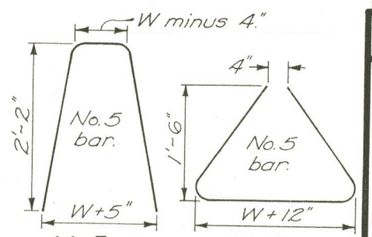

M-5-a M-5-c

BUREAU OF LOCATION AND DESIGN
OHIO DEPARTMENT OF HIGHWAYS

MEDIAN INLETS

DATE 1-20-70

STANDARD CONSTRUCTION DRAWING

I-3

APPROVED R. E. Gatlin ENGR., L. & D.

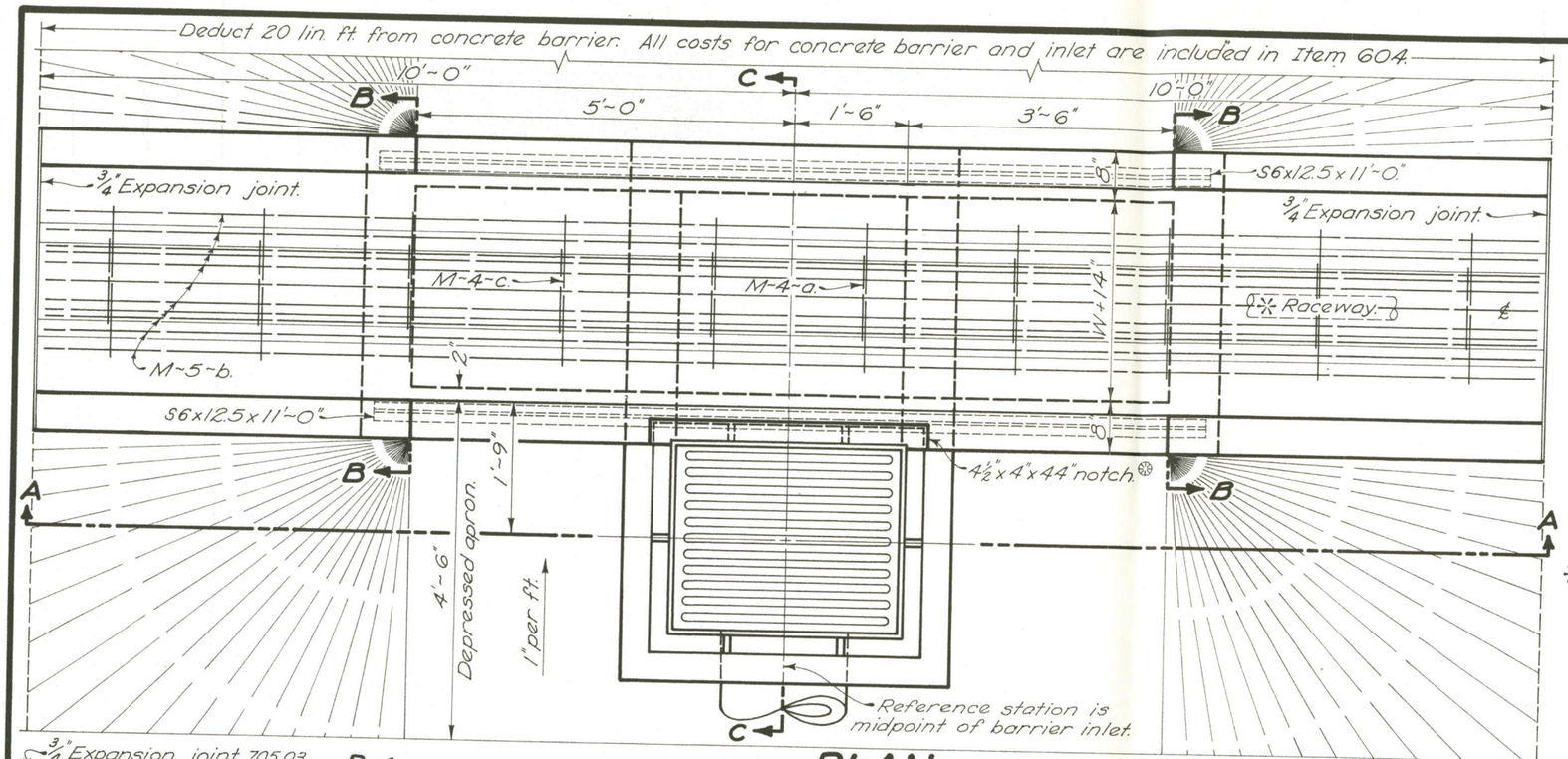

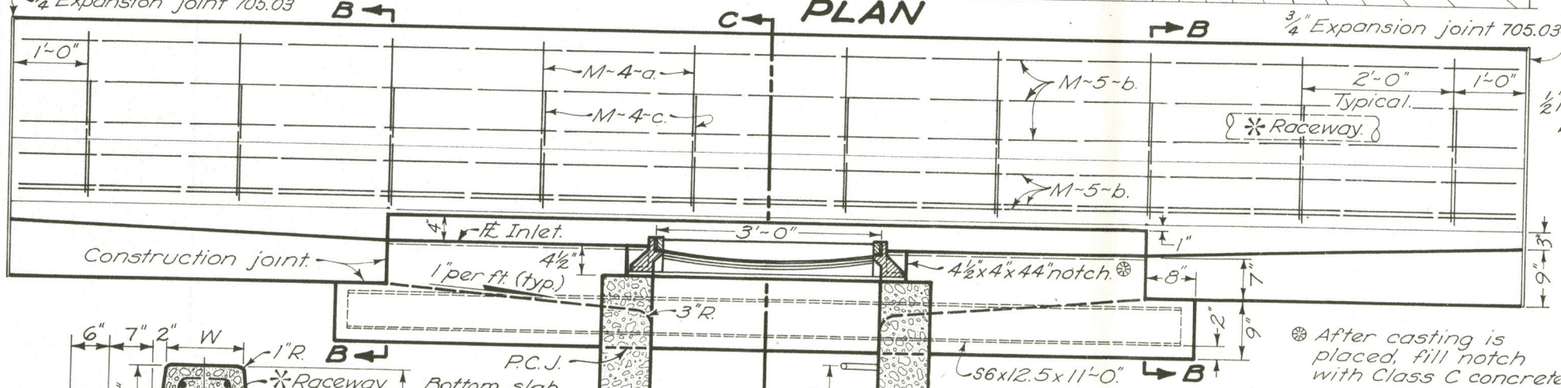

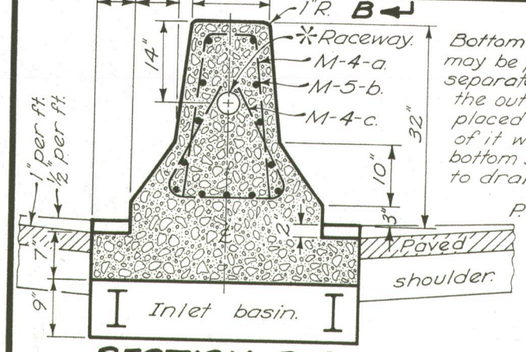

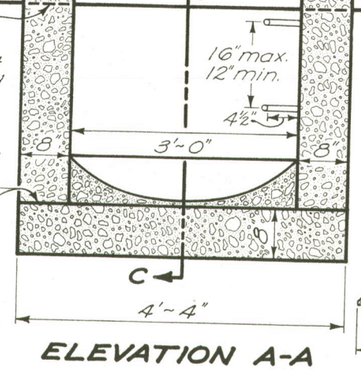

STEEL LIST

INLET No.	W	M-4-a		M-5-b		M-4-c		S6x12.5	
		No.	Lin. Ft.	No.	Lin. Ft.	No.	Lin. Ft.	No.	Lin. Ft.
I-3A	6"	10	4'-6"	13	19'-8"	10	3'-1"	2	11'-0"
I-3B	12"	10	5'-0"	13	19'-8"	10	4'-6"	2	11'-0"

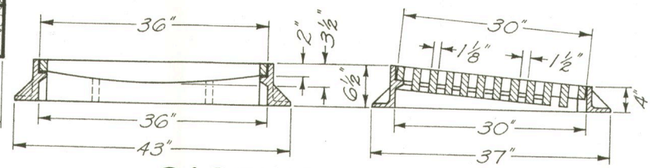

THE WALLS between the bottom slab and the upper permissible construction joint may be built of brick, concrete block or cast-in-place concrete, 8" nominal thickness for depths of 12' or less. Precast walls shall have a minimum thickness of 6" and be reinforced sufficiently to permit shipping and handling without damage. The unit above the upper permissible construction joint may be precast or cast-in-place.
HEIGHT: When placed in 50" high barrier the 32" height shall be made 50" per details on MC-9.
CONCRETE, cast-in-place, to be Class C. All precast concrete shall meet the requirements of 706.13 with 6 ±2% air void content in the hardened concrete. Required markings shall include the inlet number.

STEPS shall be in accordance with Standard Drawing MH-1. Minimum weight of frame and cover shall be 540 pounds.

GRATE LOCATION: In superelevated curves or at other locations where there is unequal discharge from the directional roadways, the inlet grating shall be located in the roadway which discharges the major flow.

INLETS OVER 12 FEET IN DEPTH shall be precast, or cast-in-place concrete reinforced with No.4 bars on 12" centers both vertically and horizontally with 2" clearance from inside wall face.

OPENINGS for pipes shall be O.D.+2" when prefabricated or field cut.

✻ 4" Lighting raceway, if required elsewhere by the plans.

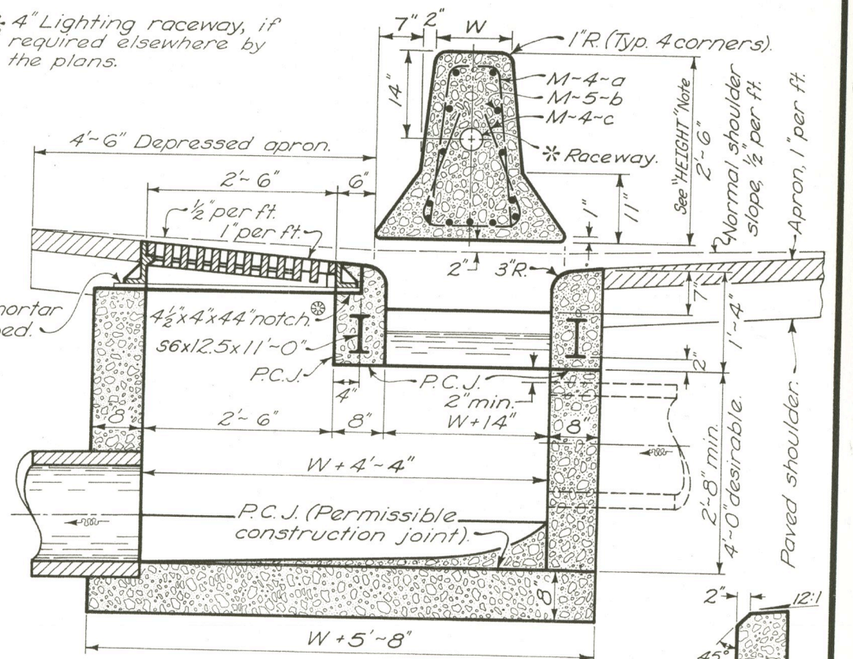

⊛ After casting is placed, fill notch with Class C concrete.

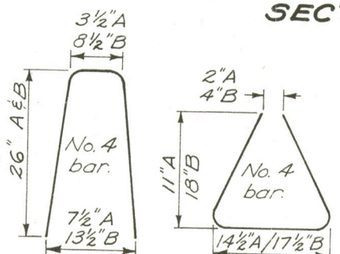

BUREAU OF LOCATION AND DESIGN
OHIO DEPARTMENT OF

MEDIAN INLETS

DATE 1-20-70 11-1-77

STANDARD CONSTRUCTION DRAWING

I-3

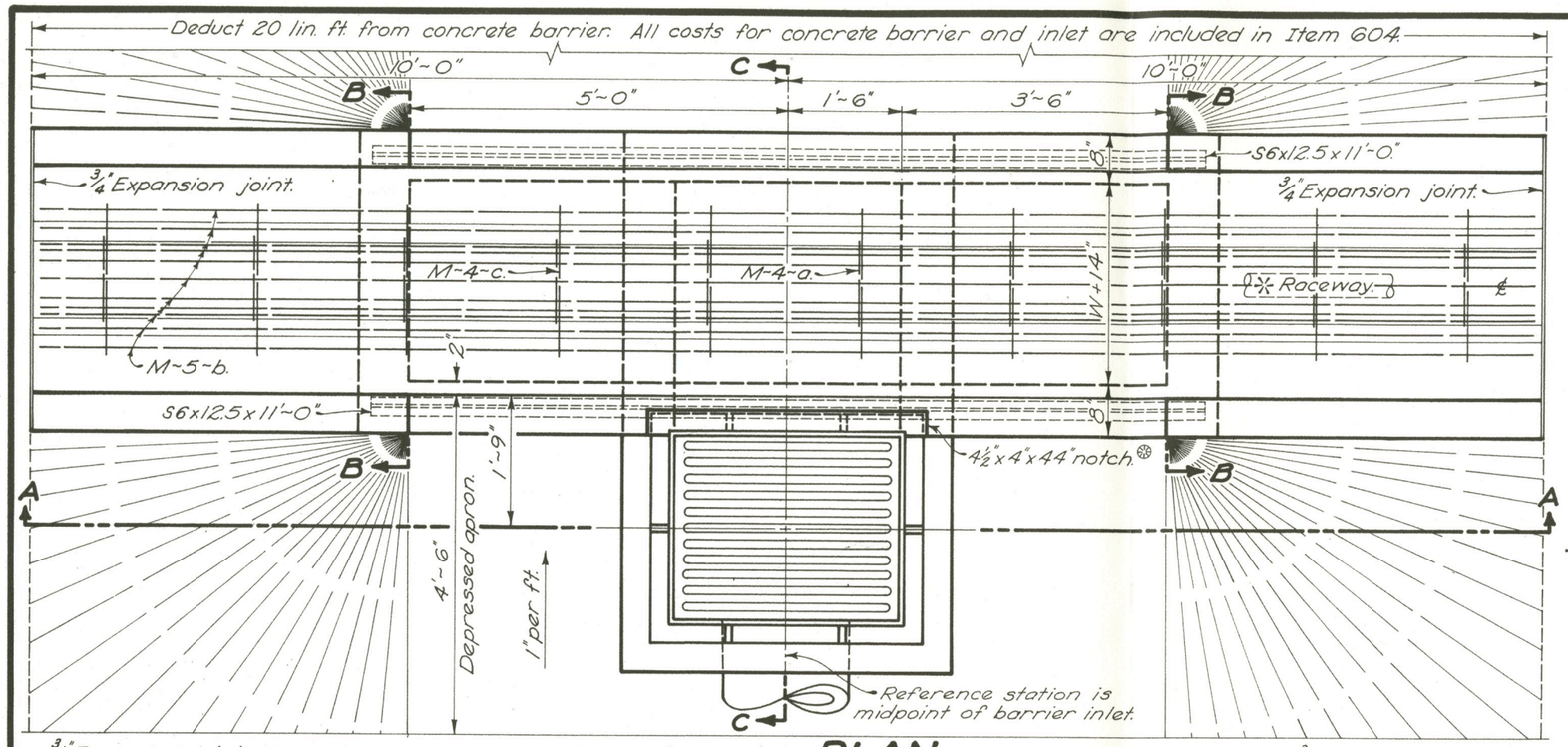

PLAN

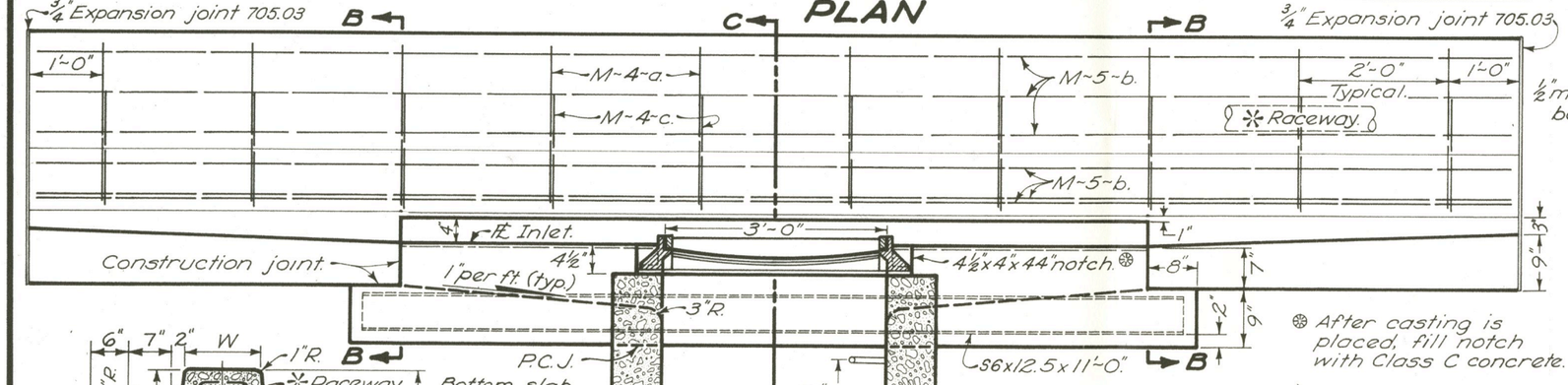

After casting is placed, fill notch with Class C concrete.

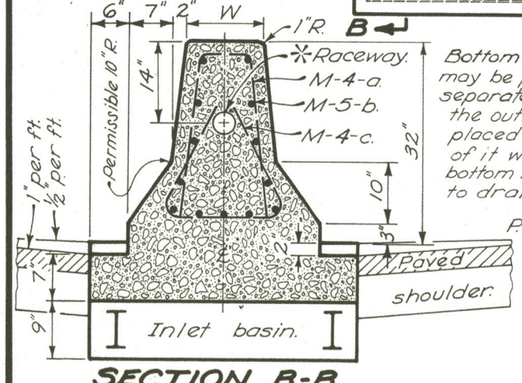

SECTION B-B

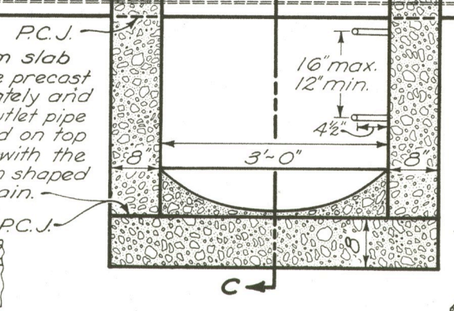

ELEVATION A-A

STEEL LIST									
INLET No.	W	M-4-a		M-5-b		M-4-c		S6x12.5	
		No.	Lin. Ft.	No.	Lin. Ft.	No.	Lin. Ft.	No.	Lin. Ft.
I-3A	6"	10	4'-6"	13	19'-8"	10	3'-1"	2	11'-0"
I-3B	12"	10	5'-0"	13	19'-8"	10	4'-6"	2	11'-0"

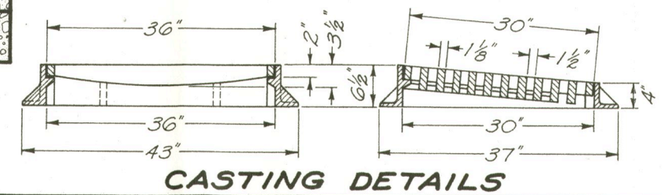

CASTING DETAILS

THE WALLS between the bottom slab and the upper permissible construction joint may be built of brick, concrete block or cast-in-place concrete, 8" nominal thickness for depths of 12' or less. Precast walls shall have a minimum thickness of 6" and be reinforced sufficiently to permit shipping and handling without damage. The unit above the upper permissible construction joint may be precast or cast-in-place.
HEIGHT: When placed in 50" high barrier the 32" height shall be made 50" per details on MC-9.
CONCRETE, cast-in-place, to be Class C. All precast concrete shall meet the requirements of 706.13 with 6 ± 2% air void content in the hardened concrete. Required markings shall include the inlet number.

STEPS shall be in accordance with Standard Drawing MH-1. Minimum weight of frame and cover shall be 540 pounds.

GRATE LOCATION: In superelevated curves or at other locations where there is unequal discharge from the directional roadways, the inlet grating shall be located in the roadway which discharges the major flow.

INLETS OVER 12 FEET IN DEPTH shall be precast or cast-in-place concrete; reinforced with No.4 bars on 12" centers both vertically and horizontally with 2" clearance from inside wall face.

OPENINGS for pipes shall be O.D.+2" when prefabricated or field cut.

4" Lighting raceway, if required elsewhere by the plans.

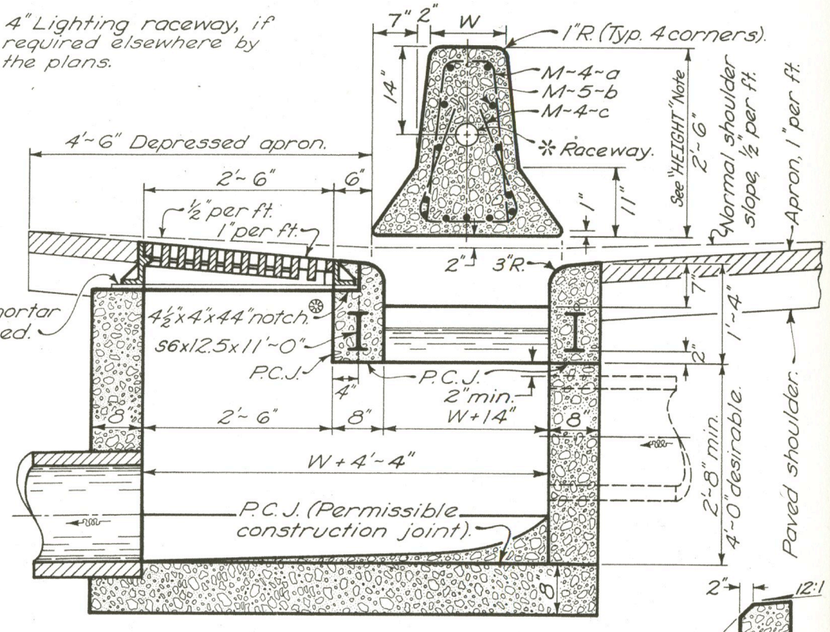

SECTION C-C

ALTERNATE SPILLWAY SHAPE

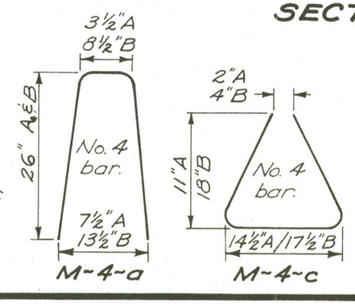

M-4-a M-4-c

BUREAU OF LOCATION AND DESIGN
OHIO DEPARTMENT OF TRANSPORTATION

MEDIAN INLETS

DATE 1-20-70 11-1-77 5-1-79

STANDARD CONSTRUCTION DRAWING I-3

APPROVED M. J. Cunningham ENGR., L. & D.

Rev. 4-1-80